

PRODUCT INFORMATION

Target	TACI
Synonyms	CD267;TACI;TNFRSF13B
Description	Recombinant human TACI Protein with C-terminal Human Fc tag
Delivery	In Stock
Uniprot ID	O14836
Expression Host	HEK293
Tag	C-Human Fc Tag
Molecular Characterization	TACI(Ser2-Ser165) hFc(Glu99-Ala330)
Molecular Weight	The protein has a predicted molecular mass of 44.5 kDa after removal of the signal peptide.The apparent molecular mass of TACI-hFc is approximately 33-53 kDa due to glycosylation.
Purity	The purity of the protein is greater than 95% as determined by SDS-PAGE and Coomassie blue staining.
Formulation & Reconstitution	Lyophilized from sterile PBS, pH 7.4. Normally 5 % - 8% trehalose is added as protectants before lyophilization. Please see Certificate of Analysis for specific instructions of reconstitution.
Storage&Shipping	Store at -20°C to -80°C for 12 months in lyophilized form. After reconstitution, if not intended for use within a month, aliquot and store at -80°C (Avoid repeated freezing and thawing). Lyophilized proteins are shipped at ambient temperature.
Background	The protein encoded by this gene is a lymphocyte-specific member of the tumor necrosis factor (TNF) receptor superfamily. It interacts with calcium-modulator and cyclophilin ligand (CAML). The protein induces activation of the transcription factors NFAT, AP1, and NF-kappa-B and plays a crucial role in humoral immunity by interacting with a TNF ligand. This gene is located within the Smith-Magenis syndrome region on chromosome 17.
Usage	Research use only
Conjugate	Unconjugated



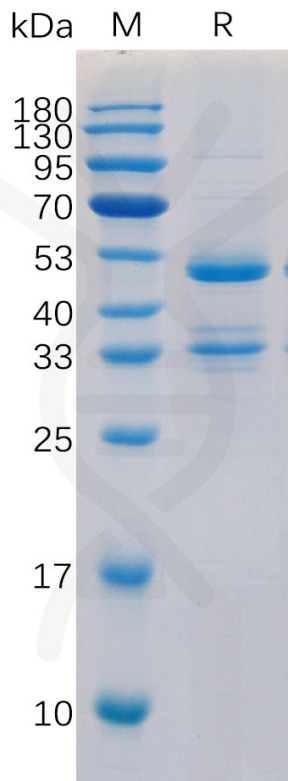


Figure 1. Human TACI Protein, hFc Tag on SDS-PAGE under reducing condition.

**Human TACI, hFc tagged protein ELISA**  
0.1 µg of Human TACI, hFc tagged protein per well

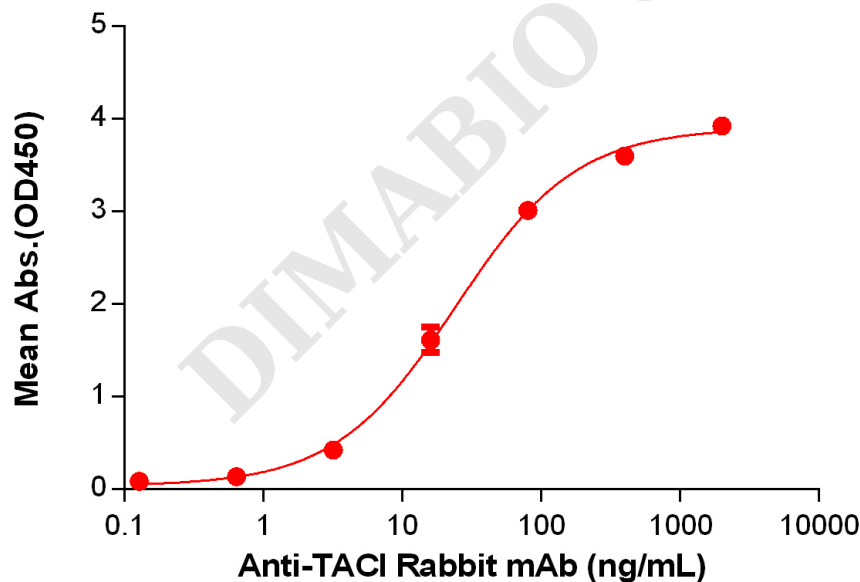


Figure 2. ELISA plate pre-coated by 1 µg/mL (100 µL/well) Human TACI Protein, hFc Tag(PME100094) can bind Anti-TACI Rabbit mAb in a linear range of 3.2-80 ng/mL.



**Human TACI, hFc Tagged protein ELISA**  
0.2  $\mu$ g of Human TACI, hFc tagged protein per well

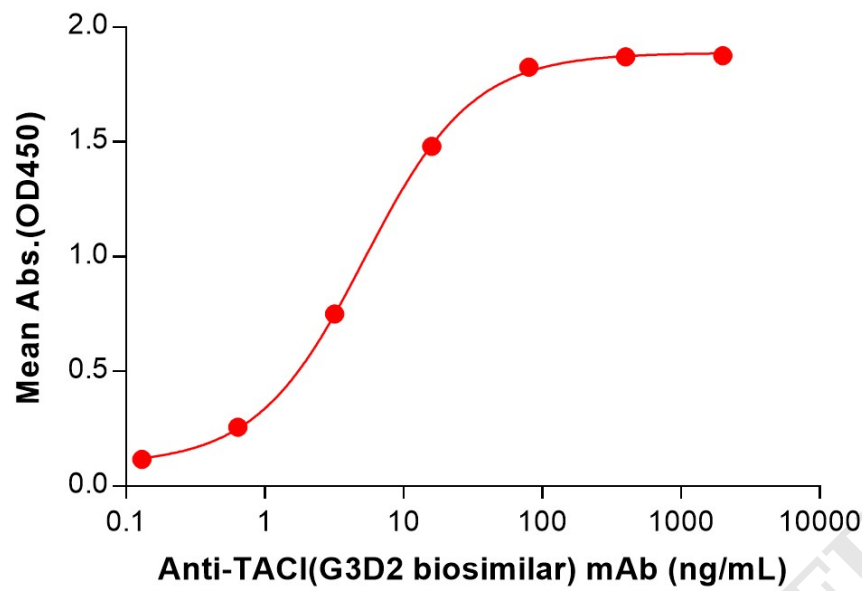


Figure 3. ELISA plate pre-coated by 2  $\mu$ g/mL (100  $\mu$ L/well) Human TACI Protein, hFc Tag (PME100094) can bind Anti-TACI(G3D2 biosimilar) mAb (BME100276) in a linear range of 0.64-80 ng/mL.

