

PRODUCT INFORMATION

Target	FCGR3A
Synonyms	FCGR3A;CD16A;FCG3;FCGR3;IGFR3
Description	Recombinant human FCGR3A protein(F176V) with C-terminal 6×His tag
Delivery	In Stock
Uniprot ID	P08637
Expression Host	HEK293
Tag	C-6×His Tag
Molecular Characterization	FCGR3A(Gly17-Gly206)(F176V) 6×His tag
Molecular Weight	The protein has a predicted molecular mass of 22.3 kDa after removal of the signal peptide.
Purity	The purity of the protein is greater than 95% as determined by SDS-PAGE and Coomassie blue staining.
Formulation & Reconstitution	Lyophilized from sterile PBS, pH 7.4. Normally 5 % - 8% trehalose is added as protectants before lyophilization. Please see Certificate of Analysis for specific instructions of reconstitution.
Storage & Shipping	Store at -20°C to -80°C for 12 months in lyophilized form. After reconstitution, if not intended for use within a month, aliquot and store at -80°C (Avoid repeated freezing and thawing). Lyophilized proteins are shipped at ambient temperature.
Background	This gene encodes a receptor for the Fc portion of immunoglobulin G, and it is involved in the removal of antigen-antibody complexes from the circulation, as well as other other antibody-dependent responses. This gene (FCGR3A) is highly similar to another nearby gene (FCGR3B) located on chromosome 1. The receptor encoded by this gene is expressed on natural killer (NK) cells as an integral membrane glycoprotein anchored through a transmembrane peptide, whereas FCGR3B is expressed on polymorphonuclear neutrophils (PMN) where the receptor is anchored through a phosphatidylinositol (PI) linkage. Mutations in this gene have been linked to susceptibility to recurrent viral infections, susceptibility to systemic lupus erythematosus, and alloimmune neonatal neutropenia. Alternatively spliced transcript variants encoding different isoforms have been found for this gene.
Usage	Research use only
Conjugate	Unconjugated



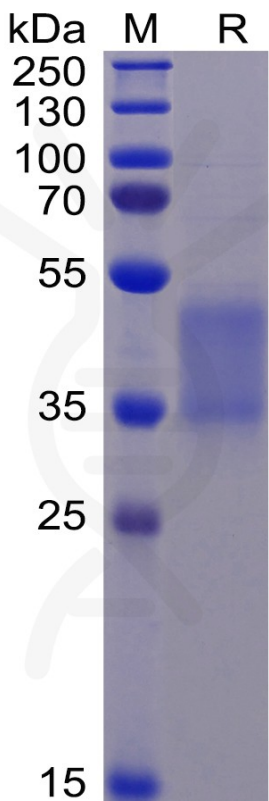


Figure 1. Human FCGR3A Protein (F176V), His Tag on SDS-PAGE under reducing condition.

Human FCGR3A(F176V), His Tagged protein ELISA
0.2 µg of Human FCGR3A(F176V), His tagged protein per well

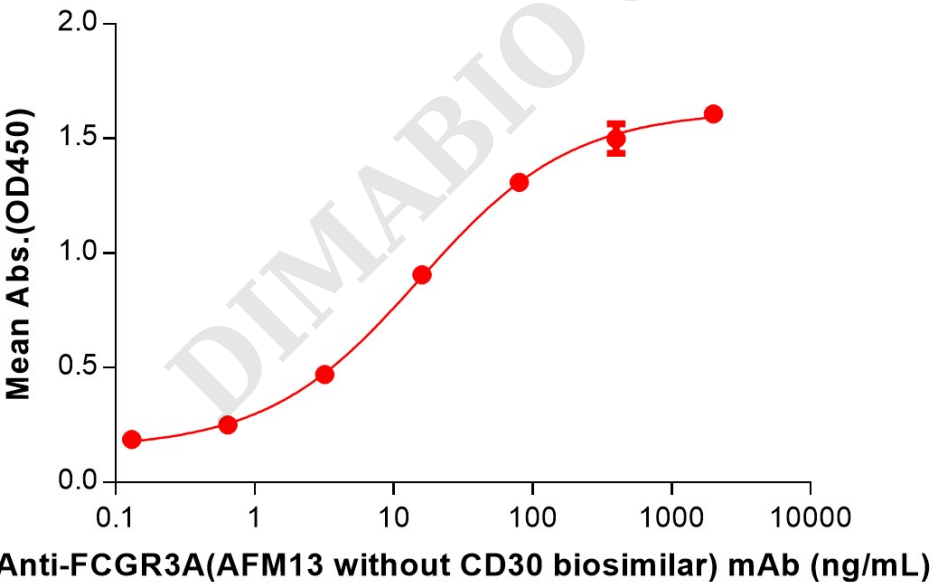


Figure 2. ELISA plate pre-coated by 2 µg/mL (100 µL/well) Human FCGR3A Protein (F176V), His Tag (PME100069) can bind Anti-FCGR3A(AFM13 without CD30 biosimilar) mAb (BME100267) in a linear range of 0.64-80 ng/mL.



Human FCGR3A(F176V), His Tagged protein ELISA
0.2 µg of Human FCGR3A(F176V), His tagged protein per well

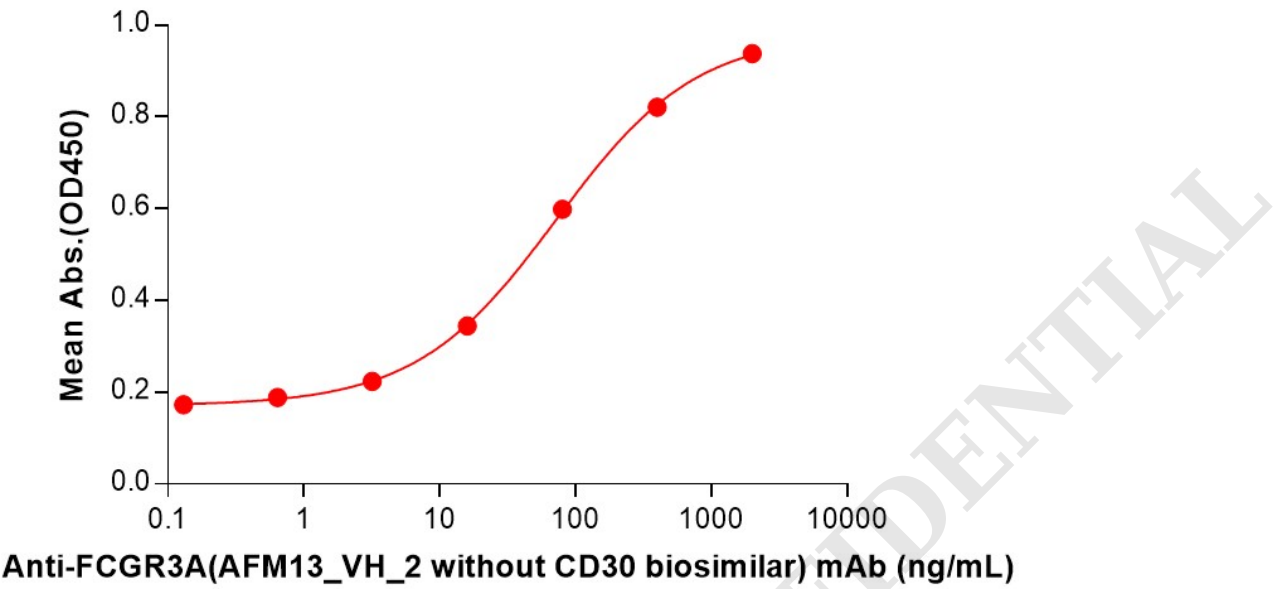


Figure 3. ELISA plate pre-coated by 2 µg/mL (100 µL/well) Human FCGR3A Protein (F176V), His Tag (PME100069) can bind Anti-FCGR3A(AFM13_VH_2 without CD30 biosimilar) mAb (BME100270) in a linear range of 3.20-400 ng/mL.

