

PRODUCT INFORMATION

Target	CEACAM5
Synonyms	CEACAM-5;CD66e;CEA;Meconium antigen 100
Description	Recombinant human CEACAM5 protein with C-terminal 6×His tag
Delivery	In Stock
Uniprot ID	P06731
Expression Host	HEK293
Tag	C-6×His Tag
Molecular Characterization	CEACAM5(Lys35-Ala685) 6×His tag
Molecular Weight	The protein has a predicted molecular mass of 72.2 kDa after removal of the signal peptide. The apparent molecular mass of CEACAM5-His is approximately 100-130 kDa due to glycosylation.
Purity	The purity of the protein is greater than 95% as determined by SDS-PAGE and Coomassie blue staining.
Formulation & Reconstitution	Lyophilized from sterile PBS, pH 7.4. Normally 5% - 8% trehalose is added as protectants before lyophilization. Please see Certificate of Analysis for specific instructions of reconstitution.
Storage&Shipping	Store at -20°C to -80°C for 12 months in lyophilized form. After reconstitution, if not intended for use within a month, aliquot and store at -80°C (Avoid repeated freezing and thawing). Lyophilized proteins are shipped at ambient temperature.
Background	This gene encodes a cell surface glycoprotein that represents the founding member of the carcinoembryonic antigen (CEA) family of proteins. The encoded protein is used as a clinical biomarker for gastrointestinal cancers and may promote tumor development through its role as a cell adhesion molecule. Additionally, the encoded protein may regulate differentiation, apoptosis, and cell polarity. This gene is present in a CEA family gene cluster on chromosome 19. Alternative splicing results in multiple transcript variants.
Usage	Research use only
Conjugate	Unconjugated



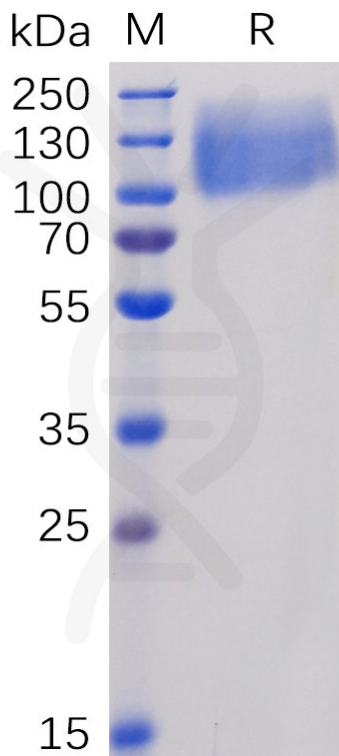


Figure 1. Human CEACAM5 Protein, His Tag on SDS-PAGE under reducing condition.

Human CEACAM5, His Tagged protein ELISA

0.2 µg of CEACAM5, His Tagged protein per well

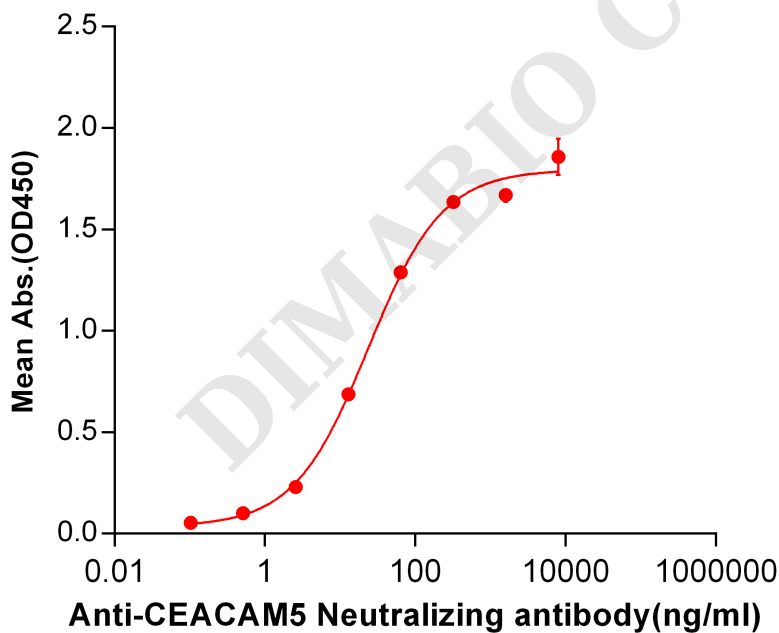


Figure 2. ELISA plate pre-coated by 2 µg/ml (100 µl/well) Human CEACAM5, His tagged protein (PME100071) can bind Anti-CEACAM5 Antibody ([getskuurl sku"BME100035"]) in a linear range of 2.56-320 ng/ml.



Human CEACAM5, His Tagged protein ELISA

0.2 μ g of Human CEACAM5, His tagged protein per well

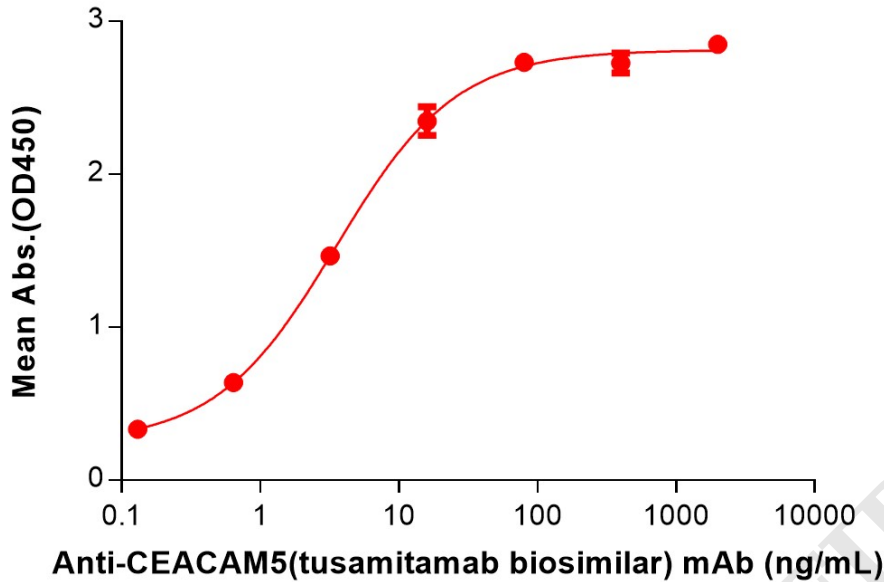


Figure 3. ELISA plate pre-coated by 2 μ g/mL (100 μ L/well) Human CEACAM5 Protein, His Tag (PME100071) can bind Anti-CEACAM5(tusamitamab biosimilar) mAb (BME100195) in a linear range of 0.64-16 ng/mL.

Human CEACAM5,His Tagged protein ELISA

0.2 μ g of Human CEACAM5, His tagged protein per well

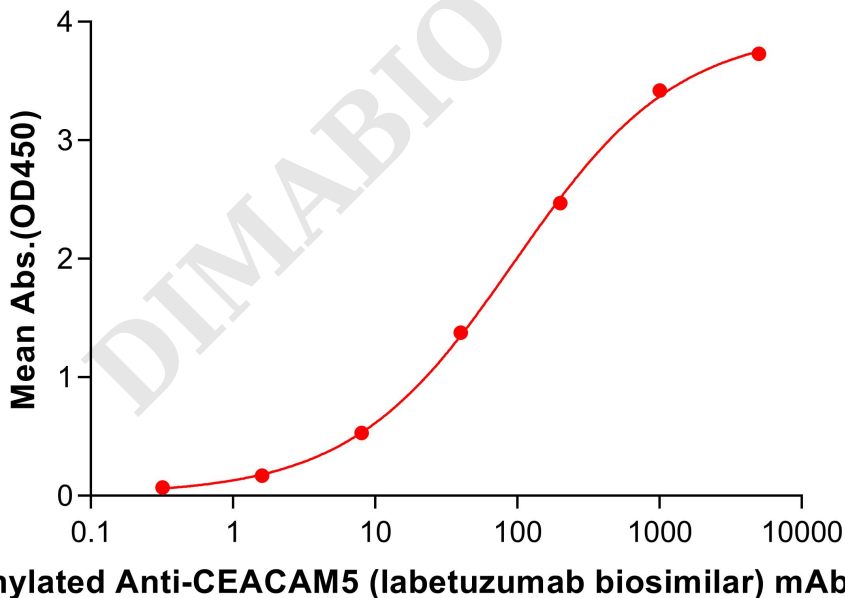
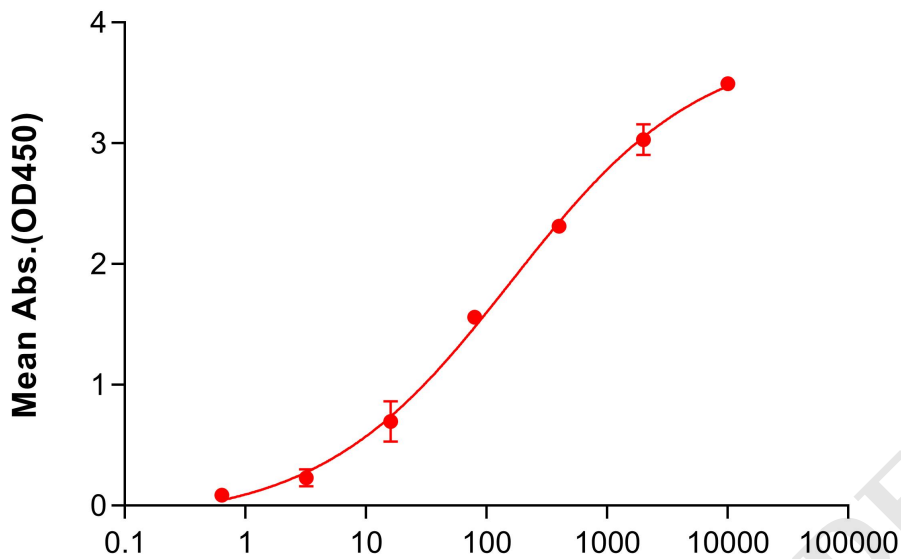


Figure 4. ELISA plate pre-coated by 2 μ g/mL (100 μ L/well) Human CEACAM5 Protein, His Tag (PME100071) can bind Biotinylated Anti-CEACAM5 (labetuzumab biosimilar) mAb (BME100035B) in a linear range of 40-200 ng/mL.



Human CEACAM5, His Tagged protein ELISA

0.2 μ g of Human CEACAM5, His tagged protein per well

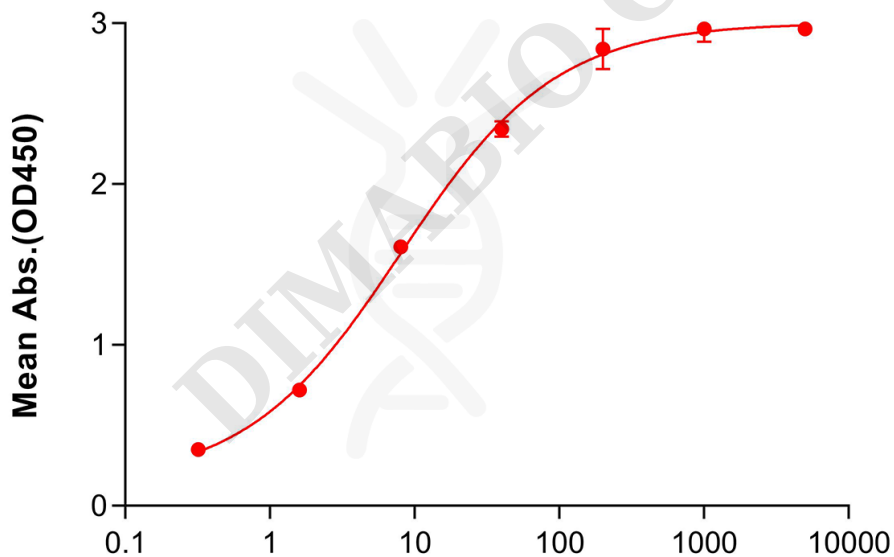


Biotinylated Anti-CEACAM5(tusamitamab biosimilar) mAb (ng/mL)

Figure 5. ELISA plate pre-coated by 2 μ g/mL (100 μ L/well) Human CEACAM5 Protein, His Tag (PME100071) can bind Biotinylated Anti-CEACAM5(tusamitamab biosimilar) mAb (BME100195B) in a linear range of 40-200 ng/mL.

Human CEACAM5, His Tagged Protein ELISA

0.2 μ g of Human CEACAM5, His tagged protein per well



Anti-CEACAM5(precentbart biosimilar) mAb (ng/mL)

Figure 6. ELISA plate pre-coated by 2 μ g/mL (100 μ L/well) Human CEACAM5 Protein, His Tag (PME100071) can bind Anti-CEACAM5 (precentbart biosimilar) mAb (BME100627) in a linear range of 8-40 ng/mL.

