

PRODUCT INFORMATION

Target	CD96
Synonyms	TACTILE
Description	Recombinant human CD96 protein with C-terminal mouse Fc and 6×His tag
Delivery	In Stock
Uniprot ID	P40200
Expression Host	HEK293
Tag	C-Mouse Fc and 6×His Tag
Molecular Characterization	CD96(Val22-Asn487) mFc(Pro99-Lys330) 6×His tag
Molecular Weight	The protein has a predicted molecular mass of 78.9 kDa after removal of the signal peptide. The apparent molecular mass of CD96-mFc-His is approximately 130-180 kDa due to glycosylation.
Purity	The purity of the protein is greater than 95% as determined by SDS-PAGE and Coomassie blue staining.
Formulation & Reconstitution	Lyophilized from sterile PBS, pH 7.4. Normally 5 % - 8% trehalose is added as protectants before lyophilization. Please see Certificate of Analysis for specific instructions of reconstitution.
Storage & Shipping	Store at -20°C to -80°C for 12 months in lyophilized form. After reconstitution, if not intended for use within a month, aliquot and store at -80°C (Avoid repeated freezing and thawing). Lyophilized proteins are shipped at ambient temperature.
Background	The protein encoded by this gene belongs to the immunoglobulin superfamily. It is a type I membrane protein. The protein may play a role in the adhesive interactions of activated T and NK cells during the late phase of the immune response. It may also function in antigen presentation. Alternative splicing generates multiple transcript variants encoding distinct isoforms.
Usage	Research use only
Conjugate	Unconjugated



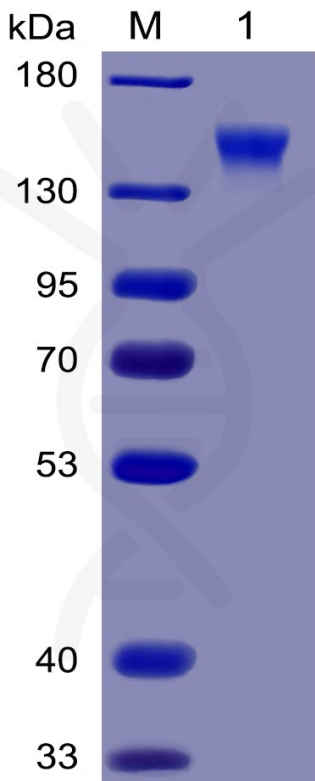


Figure 1. Human CD96 Protein, mFc-His Tag on SDS-PAGE under reducing condition.

**Human CD96, mFc-His Tagged protein ELISA**  
0.2 µg of CD155, hFc Tagged protein per well

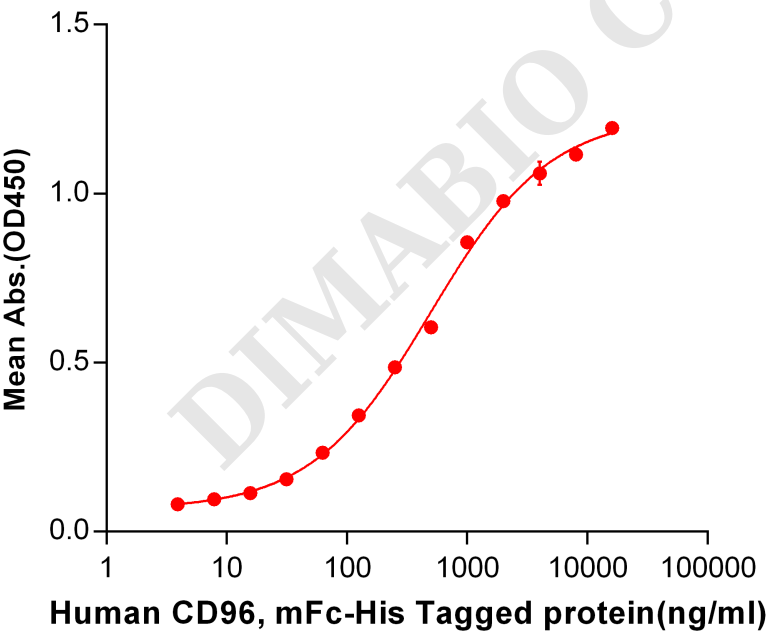


Figure 2. ELISA plate pre-coated by 2 µg/mL (100 µL/well) Human CD155 Protein, hFc tagged protein (PME100485) can bind Human CD96, mFc-His tagged protein (PME100028) in a linear range of 62.5-4000 ng/mL.



**Human CD96, mFc-His Tagged protein ELISA**

0.2 ug of Human CD96, mFc-His tagged protein per well

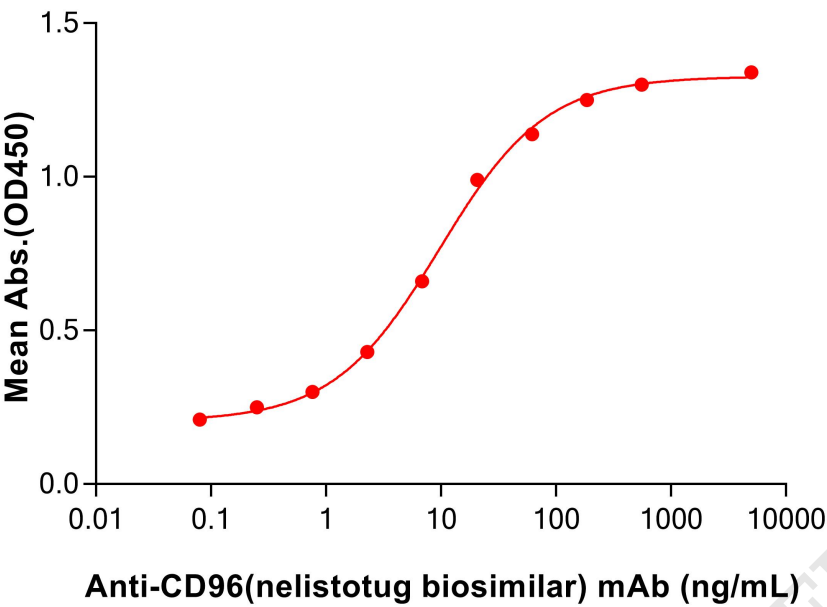


Figure 3. ELISA plate pre-coated by 2  $\mu\text{g/mL}$  (100  $\mu\text{L/well}$ ) Human CD96 Protein, mFc-His Tag (PME100028) can bind Anti-CD96(nelistotug biosimilar) mAb (BME100584) in a linear range of 2.29–20.58 ng/mL.

