

PRODUCT INFORMATION

Target	B7-H2
Synonyms	ICOSLG;B7-H2;B7H2;B7RP-1;B7RP1;CD275;GL50;ICOS-L;ICOSL;LICOS;ICOS ligand
Description	Recombinant human B7-H2 protein with C-terminal mouse Fc and 6×His tag
Delivery	In Stock
Uniprot ID	O75144
Expression Host	HEK293
Tag	C-Mouse Fc and 6×His Tag
Molecular Characterization	B7H2(Asp19-Thr256) mFc(Pro99-Lys330) 6×His tag
Molecular Weight	The protein has a predicted molecular mass of 53.9 kDa after removal of the signal peptide.
Purity	The purity of the protein is greater than 95% as determined by SDS-PAGE and Coomassie blue staining.
Formulation & Reconstitution	Lyophilized from sterile PBS, pH 7.4. Normally 5 % - 8% trehalose is added as protectants before lyophilization. Please see Certificate of Analysis for specific instructions of reconstitution.
Storage&Shipping	Store at -20°C to -80°C for 12 months in lyophilized form. After reconstitution, if not intended for use within a month, aliquot and store at -80°C (Avoid repeated freezing and thawing). Lyophilized proteins are shipped at ambient temperature.
Background	Inducible co-stimulator ligand (ICOSL), also known as B7-H2, is a member of the B7 family of co-stimulatory molecules related to B7-1 and B7-2. The protein is the ligand for the T-cell-specific cell surface receptor ICOS. Acts as a costimulatory signal for T-cell proliferation and cytokine secretion, induces also B-cell proliferation and differentiation into plasma cells. Could play an important role in mediating local tissue responses to inflammatory conditions, as well as in modulating the secondary immune response by co-stimulating memory T-cell function
Usage	Research use only
Conjugate	Unconjugated



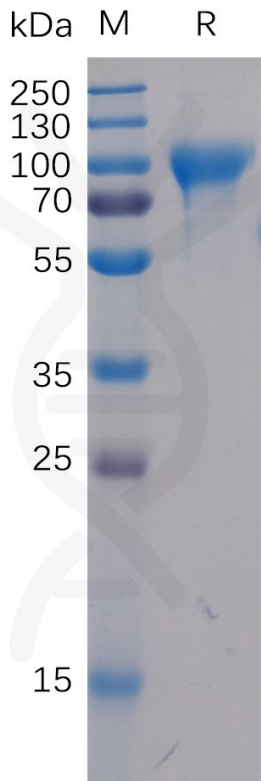


Figure 1. Human B7H2 Protein, mFc-His Tag on SDS-PAGE under reducing condition.

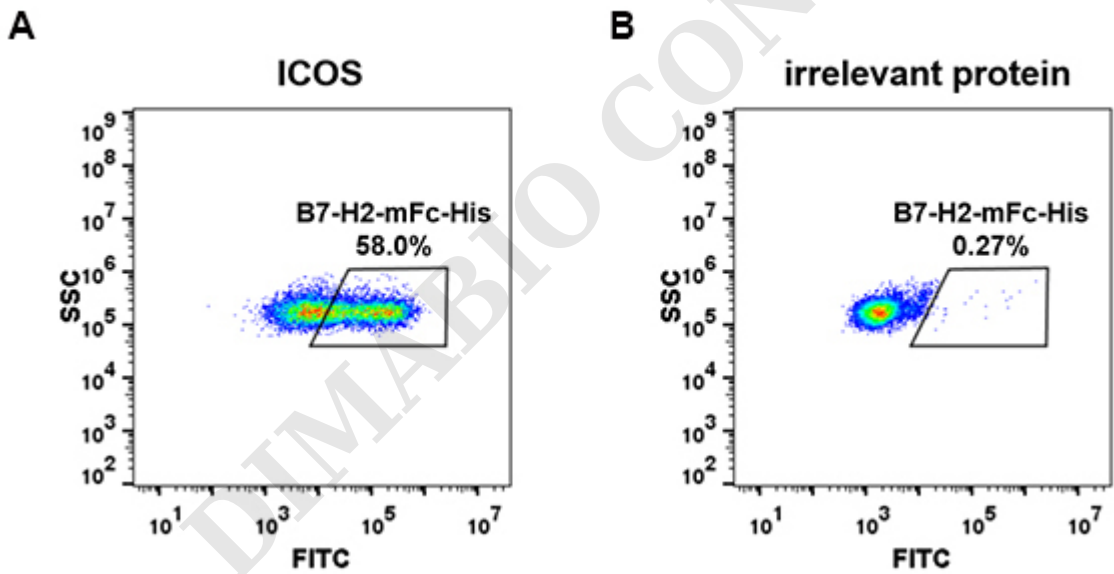


Figure 2. HEK293 cell line transfected with irrelevant protein (B) and human ICOS (A) were surface stained with Human B7-H2, mFc-His tagged protein (PME100029) 1µg/ml followed by Alexa 488-conjugated anti-mouse IgG secondary antibody.



**Human B7-H2, mFc-His tagged protein ELISA**  
0.1  $\mu$ g of Human B7-H2, mFc-His tagged protein per well

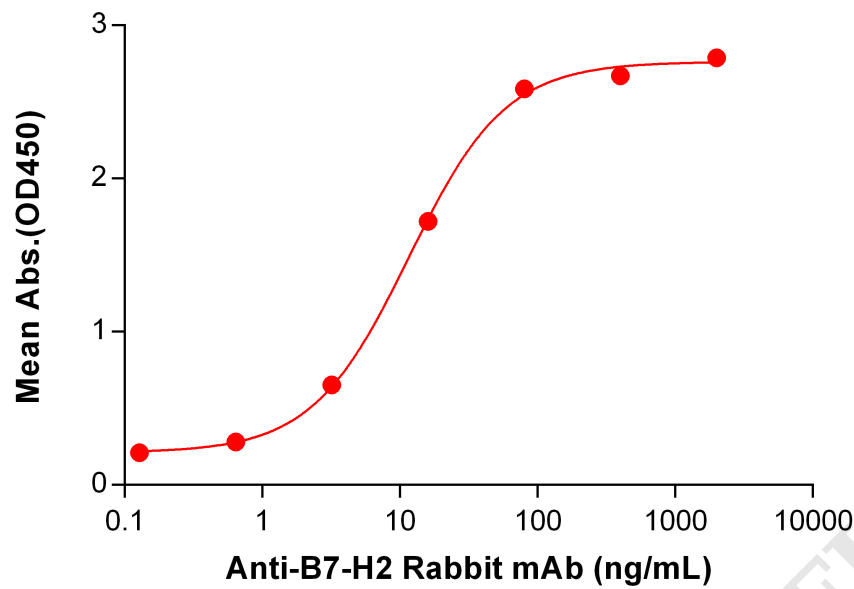


Figure 3. ELISA plate pre-coated by 1  $\mu$ g/mL (100  $\mu$ L/well) Human B7-H2 Protein, mFc-His Tag (PME100029) can bind Anti-B7-H2 Rabbit mAb in a linear range of 3.2-80 ng/mL.

