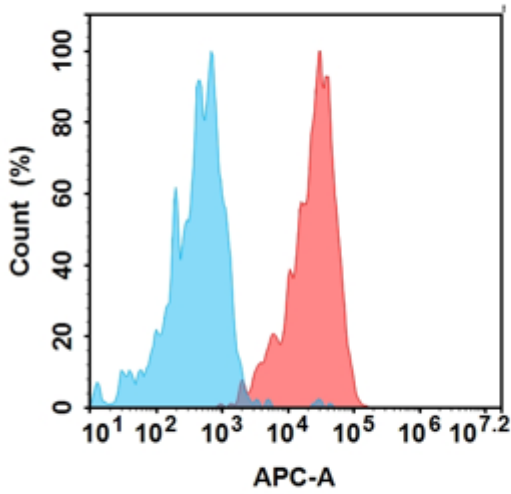


**PRODUCT INFORMATION**

<b>Target</b>	FCRL5
<b>Description</b>	Monoclonal Cell Line Derived from K562 Cells, Engineered for Stable Expression of Human FCRL5 Using Lentiviral Technology
<b>Host Cells</b>	K562
<b>Uniprot ID</b>	Q96RD9
<b>Applications</b>	FACS Data
<b>Growth media</b>	RPMI-1640+10% FBS+1% P.S+Gln+2 ug/mL Puromycin
<b>Package</b>	5E6 Cells/mL
<b>Suggested Control</b>	SKU: BME100089
<b>Warranty and Disclaimer</b>	1. Please inspect cells upon receipt and report any issues promptly. 2. We offer one-time replacements for issues reported within a week of receipt. 3. User-induced issues are not eligible for free replacements. 4. We do not accept liability for damages resulting from cell use, storage, or loss. 5. Feedback received more than one month after receipt will not be processed.
<b>Storage&amp;Shipping</b>	Cells are shipped using dry ice and require liquid nitrogen storage for long term preservation.
<b>Synonyms</b>	BXMAS1;CD307;CD307e;FCRH5;IRTA2;PRO820
<b>Background</b>	This gene encodes a member of the immunoglobulin receptor superfamily and the Fc-receptor like family. This gene and several other Fc receptor-like gene members are clustered on the long arm of chromosome 1. The encoded protein is a single-pass type I membrane protein and contains 8 immunoglobulin-like C2-type domains. This gene is implicated in B cell development and lymphomagenesis. Alternatively spliced transcript variants encoding different isoforms have been identified. [provided by RefSeq, Sep 2010]
<b>Usage</b>	For research use only.



### Hu\_FCRL5 K562-Luc Cell Line





-  Human IgG
-  Anti-FCRL5(cevostamab biosimilar without anti-CD3 portion) mAb (SKU: BME100089)

Figure 1. Flow cytometry analysis of human FCRL5 overexpression using Hu\_FCRL5 K562-Luc Cell Line (Cat. No. CEL100099) and Anti-FCRL5(cevostamab biosimilar without anti-CD3 portion) mAb (Cat. No. BME100089)

DIMABIO CONFIDENTIAL

