

PRODUCT INFORMATION

Common Name	NA
Conjugate	Unconjugated
Synonyms	C1QR1, MXRA4
Applications	ELISA, Flow Cyt
Recommended Dilutions	ELISA 1:5000-10000, Flow Cyt 1:100
Formulation & Reconstitution	Lyophilized from sterile PBS, pH 7.4. Normally 5 % - 8% trehalose is added as protectants before lyophilization. Please see Certificate of Analysis for specific instructions.
Host Species	Humanized
IgG type	Human IgG1 - kappa
Reactivity	Human
Target	CD93
Uniprot ID	Q9NPY3
Description	Anti-CD93(biosimilar) mAb
Delivery	In Stock
Storage&Shipping	Store at -20°C to -80°C for 12 months in lyophilized form. After reconstitution, if not intended for use within a month, aliquot and store at -80°C (Avoid repeated freezing and thawing).Lyophilized antibodies are shipped at ambient temperature.
Background	Research grade biosimilar. Not for use in therapeutic or diagnostic procedures for humans or animals.
Usage	Research use only



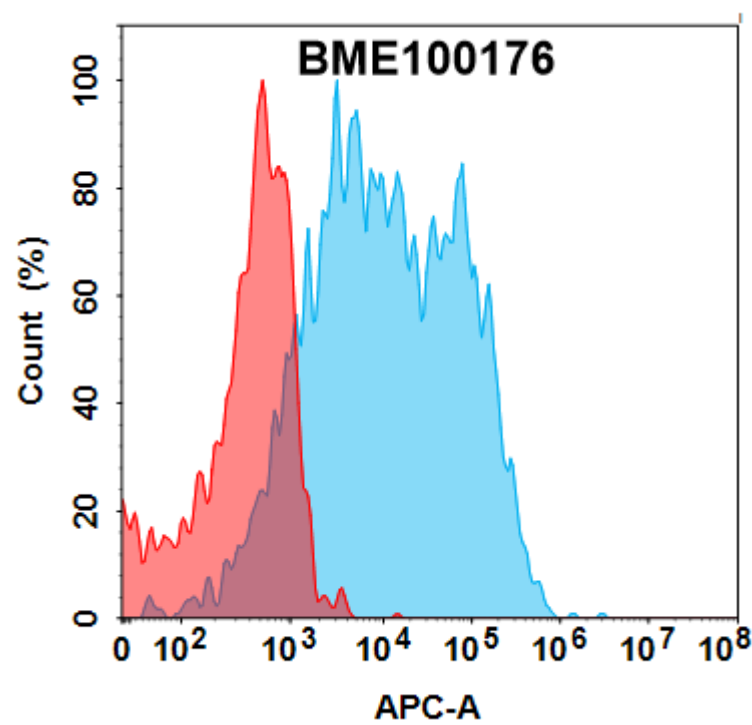


Figure 1. Flow cytometry analysis with 1µg/mL Anti-CD93(biosimilar) mAb (BME100176) on HEK293 cells transfected with Human CD93 protein (Blue histogram) or HEK293 transfected with irrelevant protein (Red histogram).

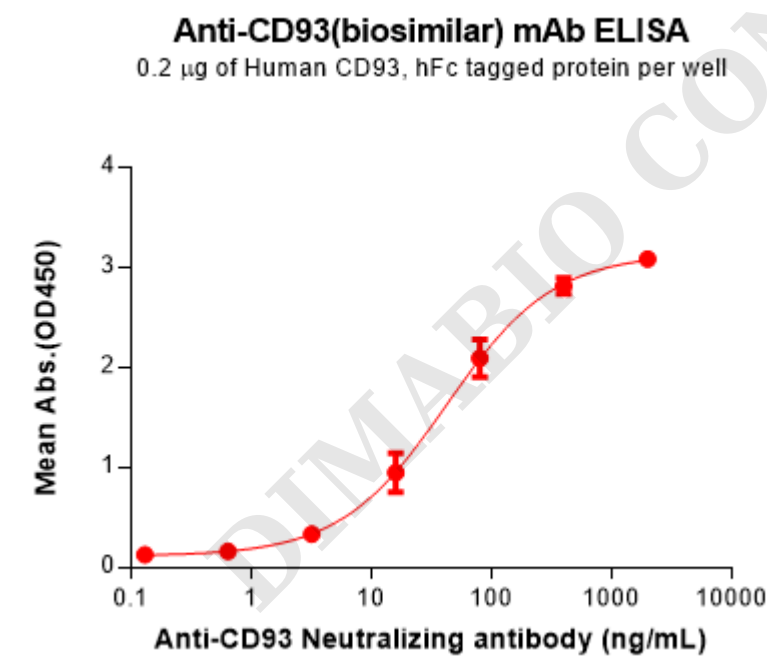


Figure 2. ELISA plate pre-coated by 2 µg/mL (100 µL/well) Human CD93 Protein, hFc Tag(PME100689) can bind Anti-CD93(biosimilar) mAb(BME100176) in a linear range of 3.20-80 ng/mL. In order to specifically detect BME100176, mouse anti-human Fab-specific antibody was used as detection antibody.



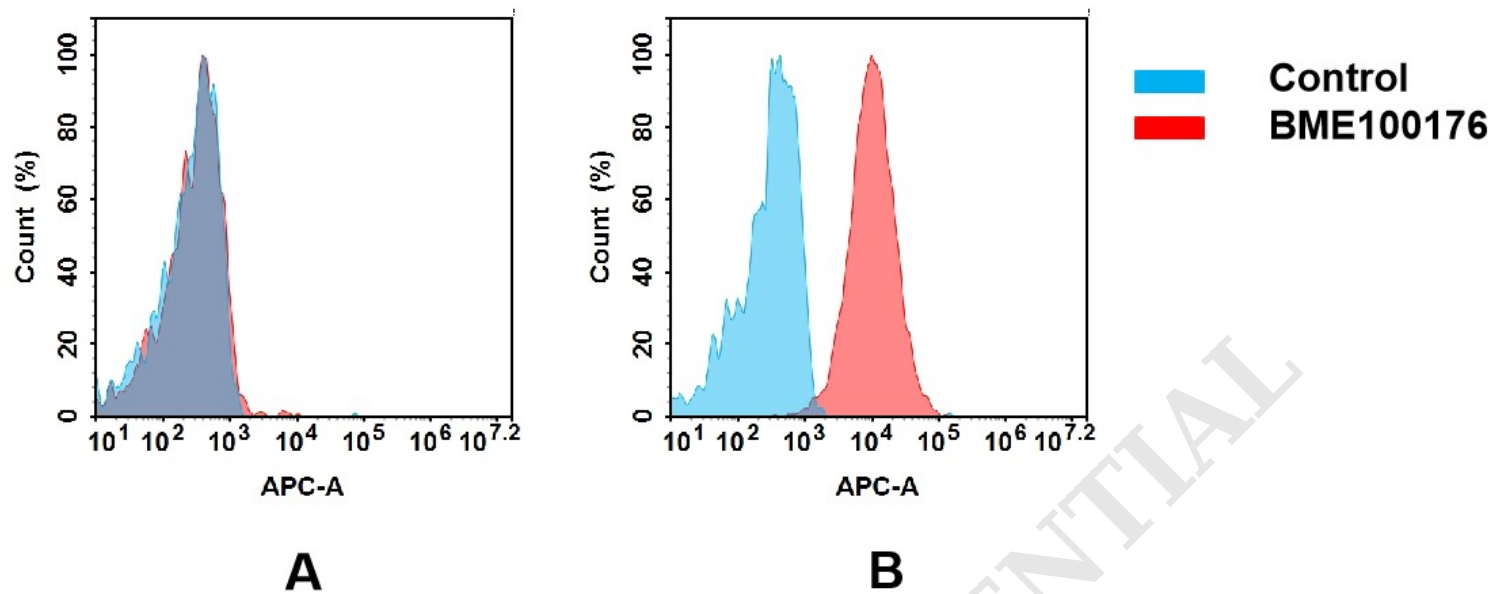


Figure 3. Flow cytometry analysis of antigen binding of anti-human CD93 mAb(BME100176).
(A) BME100176 does not bind to Jurkat cells that do not express CD93.
(B) A clear peak shift of BME100176 was seen compared to the control when incubated with CD93-expressing THP-1 cells, indicating strong binding of BME100176 to CD93. Antibodies were incubated at 5 µg/mL.

Anti-CD93(biosimilar) mAb ELISA

0.2 µg of Human CD93, mFc tagged protein per well

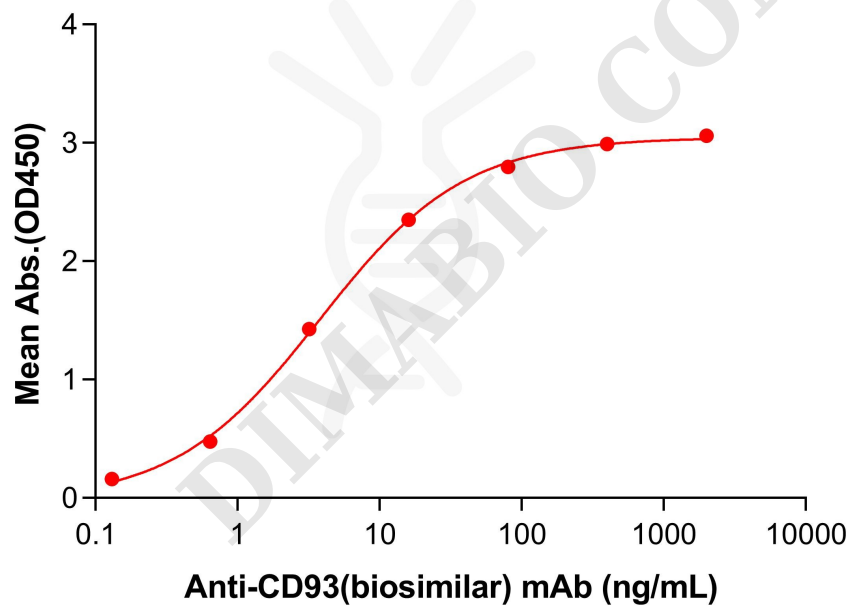


Figure 4. ELISA plate pre-coated by 2 µg/mL (100 µL/well) Human CD93 Protein, mFc Tag (PME100695) can bind Anti-CD93(biosimilar) mAb (BME100176) in a linear range of 0.64-16 ng/mL.

